

## **Hyper Pay mobile wallet v1.4 update information**

Hyper Pay mobile wallet is an off-chain cryptocurrency wallet, supporting iOS and Android, in both Chinese and English languages. Hyper Pay is a solution and ecosystem for accessing, exchanging and transacting cryptocurrencies for both users and merchants/service providers.

### **1 Download**

Click the link below or copy the download link and open it with internet browsers on your phone, i.e. Safari, Chrome, etc. Or use QR app to scan the QR code.

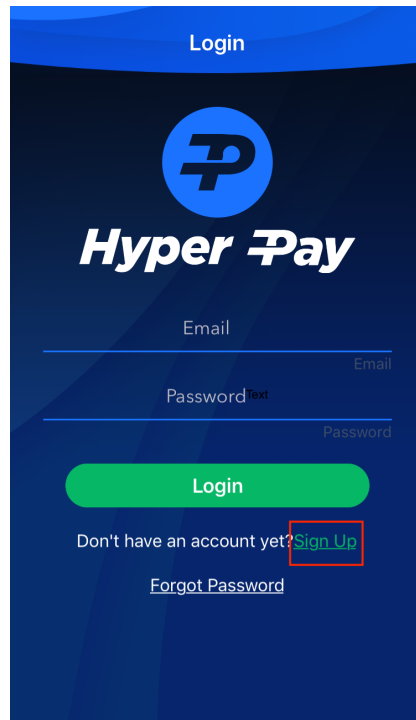
[https://www.hyperpay.tech/app\\_down](https://www.hyperpay.tech/app_down)



Users can also follow the in-app prompt to update to the newest version.

### **2.Registration and verification**

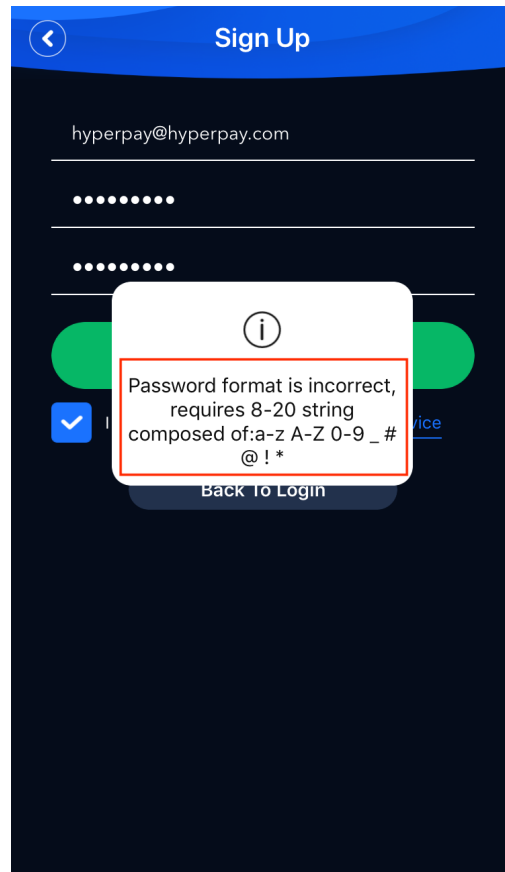
After downloading Hyper Pay wallet, open the app. In the login-in page, click on “Sign Up”.



We recommend Gmail, iCloud or Hotmail to be used for registration. QQ and 126 may block or delay our emails. We also recommend 163, but you need to add our email address [no-replay@hyperpaywallet.online](mailto:no-replay@hyperpaywallet.online) into the White list in your 163 email account. Sometimes, our messages would unfortunately land in your spam mailbox. If you are expecting an email from us long-overdue, check you spam first.

Your password has to be 8 to 20 digits, which must contain uppercase, lowercase and number. You can also include some special characters, but only these five: “\_#@!\*”. Please note, you can’t have “.” in your password.

After registration, just follow the prompt to set your mobile number, trade password, and PIN. When you finish, your account is verified.



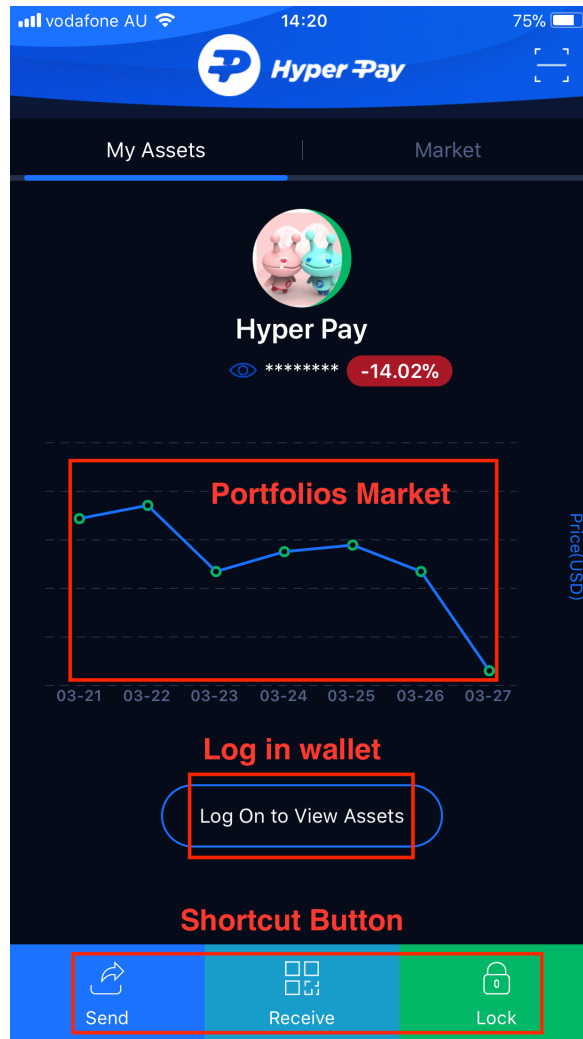
### 3. “Quick Access” Page

The “Quick Access” page is added in the 1.4 version. Users can check market price, and their current portfolio value change in the past 7 days without logging in. Shortcut buttons are also added in this page.

**Portfolios Chart:** This line chart shows your current portfolio’s value in the last 7 days.

**Market Information:** The market price of each cryptocurrency supported will be shown in this page. Users can add, delete or reorder each market information item.

**Shortcut buttons:** On the bottom of “Quick Access” Page, 3 shortcut buttons are added to allow users to initiate transfer (need to log in), to check the receiving addresses (no need to log in), and lock function (need to log in).



## 4 Transaction (Transfer & Receive)

In version 1.4, the transfer/receiving page of Hyper Pay mobile wallet has been improved for better user experience.

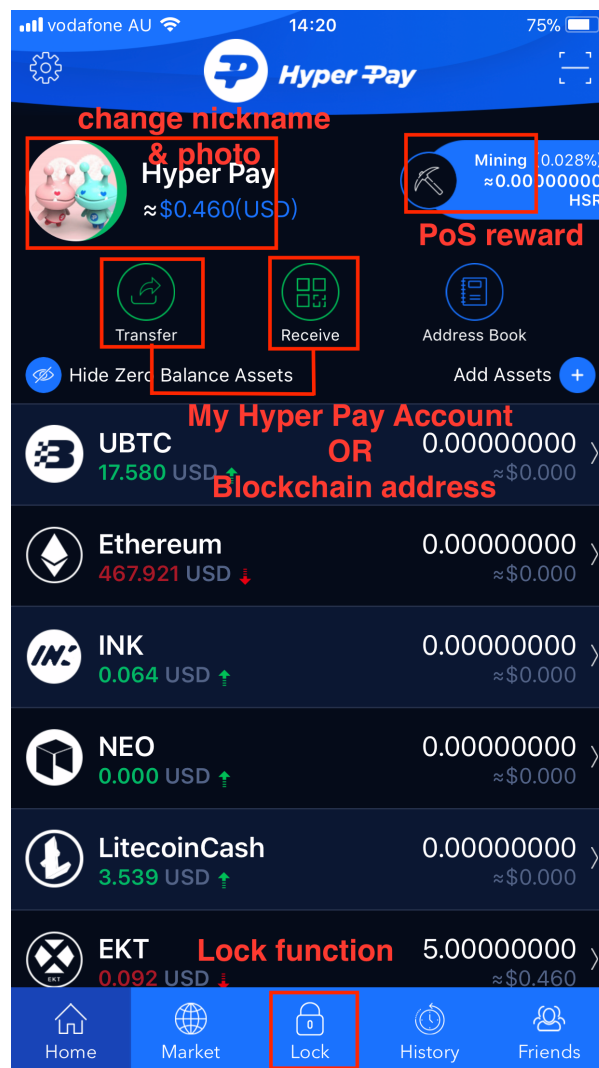
**Add/hide tokens:** after logging in, click Add Assets icon “+”; click on the token to generate a wallet address. Click again to hide it. You can also add all the tokens under the mainchain in one click.

**Hide Zero Balance Assets:** you can click on this new added button to hide all the tokens that are zero balance.

**Add friends:** Click the lower right corner of the home page --- click Friends --- Search --- Enter your friend's Hyper Pay wallet email address --- Waiting for your friends' approval.

**Transaction:** click *Transfer* or *Receive* button on the home page --- click “To My Friends”, “To My Hyper Pay Account” or “To Blockchain address” --- follow the steps (**note:** “To My Friends” and “My Hyper Pay account” addresses are ONLY for transfers between Hyper Pay wallet accounts and wallet friends. These addresses are NOT available for sending to or receiving from Block chain addresses).

**PoS:** the new version will show the estimated daily rate of return of HSR PoS reward.



## 5 Setting

**Language Setting:** The initial wallet language will follow the system language.

Users can go to the upper left corner----setting----language setting----choose between English and Chinese.

**Password Settings:** Login password, pin and trade password can be changed in the security management.

**Touch ID/Face ID:** users can use Touch ID/Face ID instead of pin to log in.

**Change Mobile Devices:** If you switch to another mobile device, you must enter the SMS verification code.

In order to protect your property, Hyper Pay team recommends you set up complex, different passwords and keep your passwords, mobile phone verification code and email account properly.